

 **JOYAL**
Portable Crushing Plant



Shanghai Joyal Mining Machinery Co., Ltd

Portable Impact Crushing Plant



Portable Jaw Crushing Plant



Portable Cone Crushing Plant



Portable Crushing Plant

- **Brief introduction of portable crushing plant**

Shanghai Joyal portable crushing plant is designed based on the conception of fully adapting various crushing condition, eliminating obstacles caused by location, environment, foundation configuration, consequently providing simple, efficient, low-cost crushing equipment.

Portable Crushing Plant >> E-Mail:joyal@crusherinc.com >> Http://www.crusherinc.com

• The outstanding features of portable crushing plant

- ▶ Built with high quality jaw crusher, cone crusher and impact crusher
- ▶ Feeder, screen and belt conveyor on board
- ▶ Tractive steering shaft, convenient for road transportation
- ▶ Integrated with landing gears, quick and convenient installation on site
- ▶ Integrated motor and control panel



outstanding features

Easy to transport

portable crushing plant has high on-board chassis, short wheel base and tight turning radius, which is convenient for road transportation, especially for driving to crushing sites that are difficult to access. The set-up time of the portable crushing plant are greatly reduced, compared with the stationary one.

Greatly reduce material transportation cost

portable crushing plants crush the material on site, without transporting the materials for off-site crushing, so the material transportation cost is greatly reduced.

Customized production and flexible configuration

We can provide special portable crushing plant based on customers' site, material, and particle shape requirements, etc. Such as self-load belt conveyor, multiple machines combined type, single machine type and so on.

Portable Crushing Plant >> E-Mail:joyal@crusherinc.com >> Http://www.crusherinc.com



Wide applications

According to different customers' requirements, portable crushing plant can be operated as independent units, or as two-stage crushing plant with primary and secondary crushing, or as three-stage crushing plant with primary, secondary, and tertiary crushing. Likewise, portable crushing plant can be easily adjusted to suit the crushing application by choosing feeding to crusher or feeding to screen options.



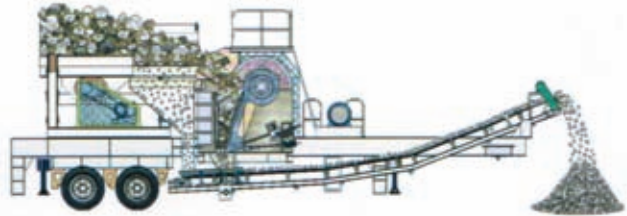
Reliable performance and convenient maintenance

portable crushing plants adapt excellent quality crusher, screen and feeder made from Shanghai Joyal Mining, yet the quality is stable and reliable. Normal belt conveyor can be used for conveyance of material, which is of mature technology, simply operation, easy maintenance, and low investment.

■ Portable Jaw Crusher Plant

>> Portable Jaw Crusher plant provides a new field of business opportunities for contractors, quarry operators, recycling and mining applications.

>> It offers high efficient and low cost project plan without environment limit for the client.



Portable jaw crusher plant features:

- ▶ Incorporated design
- ▶ Truck mounted
- ▶ Quick road transportation
- ▶ With support legs on truck, quick to set-up





Model and main unit parameter >> E-Mail:joyal@crusherinc.com >> Http://www.crusherinc.com

parameter model	Transport length (mm)	Transport height (mm)	Transport width (mm)	Max. height (mm)	Max. width (mm)	Belt conveyor height (mm)	Total weight (ton)
YF938E69	11200	3900	2450	4700	2900	2600	42
YF1142E710	13000	4400	2450	5100	3100	2600	55
YF10349E912	15000	4800	3000	5600	3300	2800	72

Configuration

Model	Vibrating Feeder	Jaw Crusher	Belt Conveyor	Extended Belt Conveyor	Capacity (t/h)	Power (kw)	Overall DimensionL ×W×H(mm)	Weight (t)
YG938E69	GZD960×3800	PE600×900	B650×7M	Optional	70-150	91.5	13200×2900×4700	42
YG1142E710	GZD1100×4200	PE750×1060	B800×9M	Optional	90-200	134	15000×3100×5100	55
YG1349E912	GZD1300×4900	PE900×1200	B1000×11M	Optional	150-300	146	17000×3300×5600	72

Images of Portable Jaw Crusher Plant

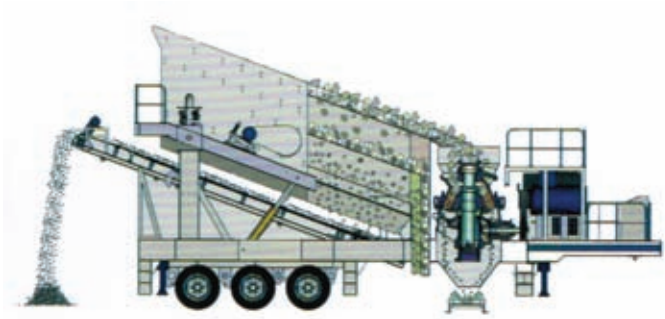
>> E-Mail: joyal@crusherinc.com >> [Http://www.crusherinc.com](http://www.crusherinc.com)



■ Portable Cone Crusher Plants

>> Portable Cone Crusher plant provides a new field of business opportunities for contractors, quarry operators, recycling and mining applications.

>> It offers high efficient and low cost project plan without environment limit for the client.



Model and main unit parameter

parameter model	Transport length (mm)	Transport height (mm)	Transport width (mm)	Max. height (mm)	Max. width (mm)	Belt conveyor height (mm)	Total weight (ton)
Y3S1548Y900	12500	2550	4300	6400	2800	4000	43
Y3S1848S36	12500	2800	4500	6700	3000	4000	47
Y3S1860S51	14000	2800	4500	6700	3000	4200	53
Y3S2160H220	14000	3000	4500	6700	3200	4200	48

Configuration

Model	Vibrating Screen	Cone Crusher	Belt Conveyor	Capacity (t/h)	Power (kw)	Overall Dimension L×W×H (mm)	Weight (t)
Y3S1548Y900	3YZS1548	PYB900	B500×7M	50-200	75	13000×2800×6400	43
Y3S1848S36	3YZS1848	ZYS36	B650×7M	70-300	99-134	13000×3000×6700	47
Y3S1860S51	3YZS1860	ZYS51	B650×8M	120-400	212.5-220.5	14000×3000×6700	53
Y3S2160H220	3YZS2160	HP220	B800×8M	140-450	257.5-264.5	14000×3200×6700	58




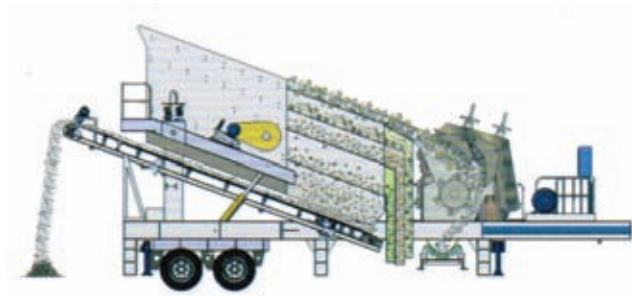
Portable Cone Crusher Plant features:

- ▶ Incorporated design
- ▶ Truck mounted
- ▶ Quick road transportation
- ▶ With support legs on truck, quick to set-up

■ Portable Impact Crusher Plants

>> Portable Impact Crusher plant provides a new field of business opportunities for contractors, quarry operators, recycling and mining applications.

>> It offers high efficient and low cost project plan without environment limit for the client.



Portable Impact Crusher Plants >> E-Mail:joyal@crusherinc.com >> Http://www.crusherinc.com

Portable Cone Crusher Plant features:

- ▶ Incorporated design
- ▶ Truck mounted
- ▶ Quick road transportation
- ▶ With support legs on truck, quick to set-up

Model and main unit parameter


parameter model	Transport length (mm)	Transport height (mm)	Transport width (mm)	Max. height (mm)	Max. width (mm)	Belt conveyor height (mm)	Total weight (ton)
Y3S1548F1010	11000	2500	4000	6000	2800	4000	42
Y3S1848F1210	12200	2800	4200	6500	3000	4000	46
Y3S1860F1214	12500	2800	4500	6500	3000	4200	51
Y3S2160F1315	13500	3000	4800	6800	3200	4200	57

Configuration


Model	Vibrating Screen	Cone Crusher	Belt Conveyor	Capacity (t/h)	Power (kw)	Overall Dimension L×W×H (mm)	Weight (t)
Y3S1548F1010	3YZS1548	PF1010	B500×7M	50-250	70-90	12500×2800×6000	42
Y3S1848F1210	3YZS1848	PF1210	B650×7M	70-300	128.5-150.5	12500×3000×6500	46
Y3S1860F1214	3YZS1860	PF1214	B650×8M	90-400	154-190	13500×3000×6500	51
Y3S2160F1315	3YZS2160	PF1315	B800×8M	120-450	210-297	14000× 3200× 6800	57

Images of Portable Jaw Crusher Plant

>> E-Mail: joyal@crusherinc.com >> [Http://www.crusherinc.com](http://www.crusherinc.com)



Easy damage parts >> E-Mail:joyal@crusherinc.com >> Http://www.crusherinc.com



- ▶ toggle plate
- ▶ side guard plate
- ▶ fixed jaw plate
- ▶ mobile jaw plate
- ▶ spring
- ▶ bearing
- ▶ V-belt
- ▶ toggle plate gasket



Shanghai Joyal Mining Machinery Co., Ltd.
Add: No.458, Fushan Road, Shanghai, China.
Email:joyal@crusherinc.com
Tel: 0086-21-68763311 0086-21-68763366
Fax: 0086-21-68763366
Post Code: 200122
<http://www.crusherinc.com>